

GFL MEMORIAL GARDENS

Mobile Ticket Transfer Guide

Buying concert tickets for your whole friend group? Unable to make it to the next Greyhound game? Simply access your account online and transfer your ticket to a friend.

It's as easy as 1 2 3

- 1 Access your Account
- 2 Choose the Event/Seat to Transfer
- 3 Enter number/email to Transfer to

See page 4 for How to accept a Transfer...it's just as easy!!

1 Access your account

On your phone, desktop/laptop, <https://gflgardens.eventue.net/> and click on ACCESS MY ACCOUNT, login and click Transfer Tickets:

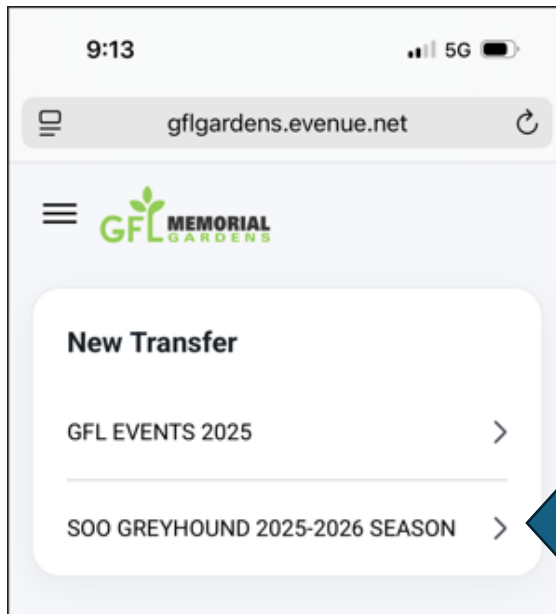
The image shows a desktop view of the GFL Memorial Gardens website and a mobile app interface. The desktop site has a navigation bar with 'Buy Tickets', 'Season Renewals', and 'Contact Us'. Below the header, there's a 'GFL Memorial Gardens' section with a prominent 'ACCESS MY ACCOUNT' button. The mobile app interface, shown on the right, features a 'My Account' section with a grid of options: 'Transfer Tickets', 'Renew Season Tickets', 'View Order History', 'Manage Saved Addresses', 'Manage Ticket Payment Plans', and 'Edit Profile & Login'. A large blue arrow points from the 'ACCESS MY ACCOUNT' button on the desktop site to the 'Transfer Tickets' option in the mobile app.

GFL MEMORIAL GARDENS

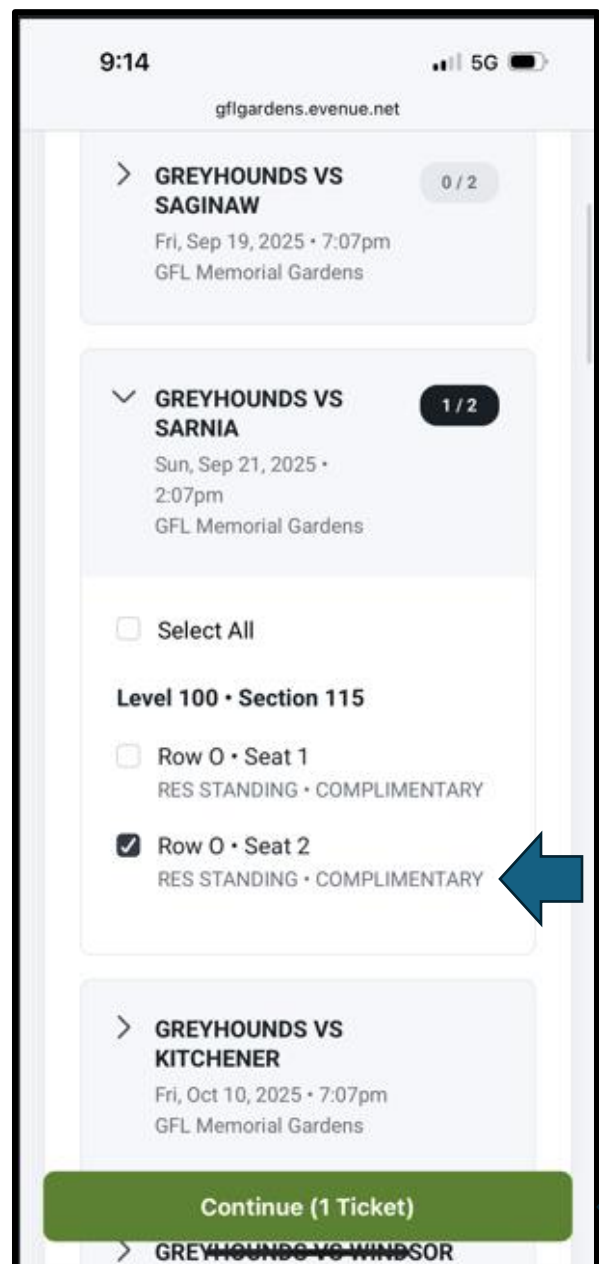
Mobile Ticket Transfer Guide

2

Choose the Event/Seat to Transfer



Choose a game and seat to transfer:



GFL MEMORIAL GARDENS

Mobile Ticket Transfer Guide

3

Enter number/email to Transfer to

9:14 5G

gflgardens.venue.net

Transfer To

First Name

Last Name

Mobile Number *

(705) ✓

[Use Email Instead](#)

Powered By
PACiOLAN
© 2025 Paciolan
All Rights Reserved.

Review Transfer

9:15 5G

gflgardens.venue.net

Transfer Invite Sent

You may cancel the transfer any time before it's accepted. Once transferred, you'll no longer have access to the original tickets.

Back to My Account

Start a New Transfer

Transfer Summary

To: (705)

SOO GREYHOUND 2025-2026 SEASON

GREYHOUNDS VS SARNIA 1

Sun, Sep 21, 2025 • 2:07pm
GFL Memorial Gardens

Level 100 • Section 115 • Row O • Seat 2
RES STANDING • COMPLIMENTARY

You will receive an email indicating
“You started a ticket transfer”

That's it! You've Transferred a Ticket!

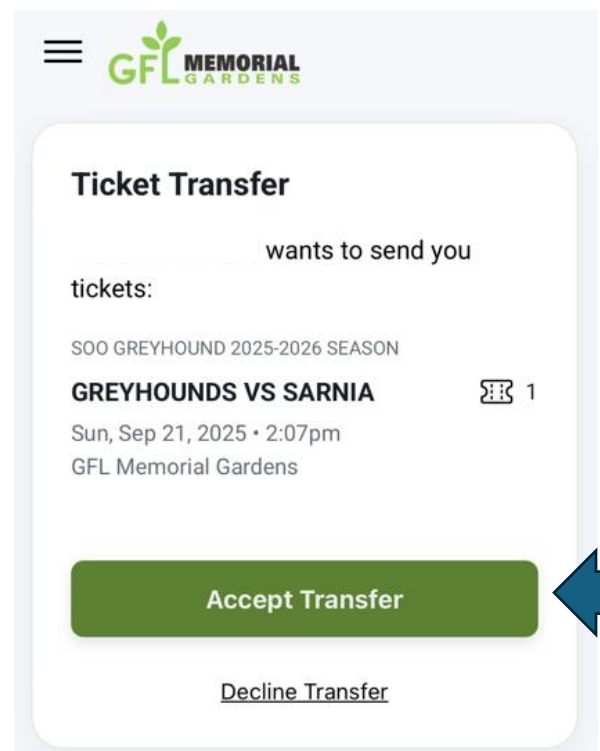
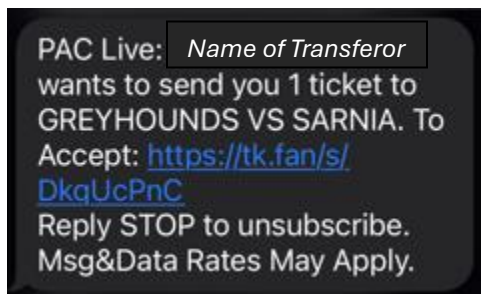
You will also receive confirmation
when your ticket transfer is accepted.

Accepting a Ticket Transfer:

It's as easy as 1 2 3

- 1 Click on the link in Text Message or email, Accept Transfer
- 2 Log into your Account
- 3 Add to your Apple Wallet or Google Wallet

- 1 Click on the link in Text Message or email, Accept Transfer

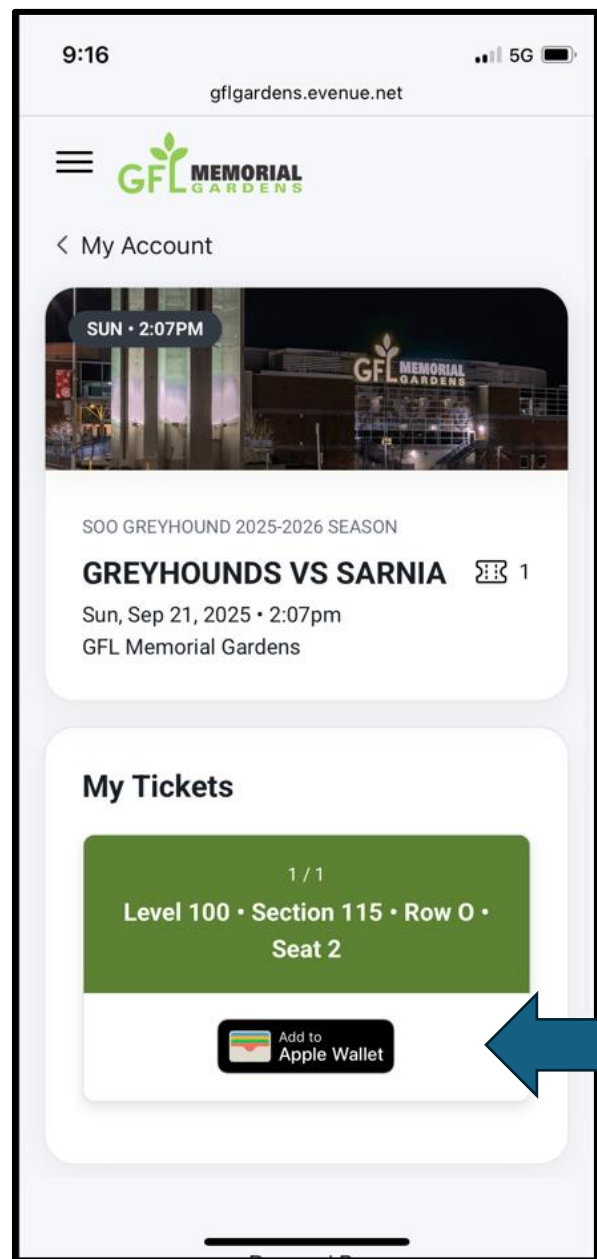
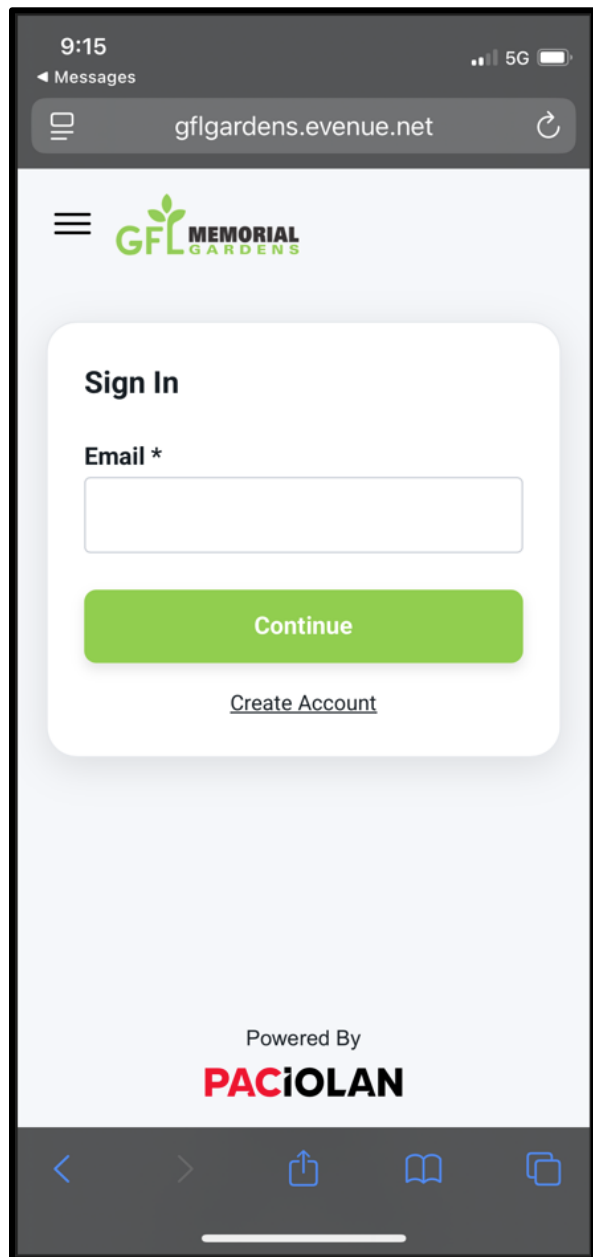


GFL MEMORIAL GARDENS

Mobile Ticket Transfer Guide

2 Log into your Account

Add your ticket to your account, then download them to your wallet.



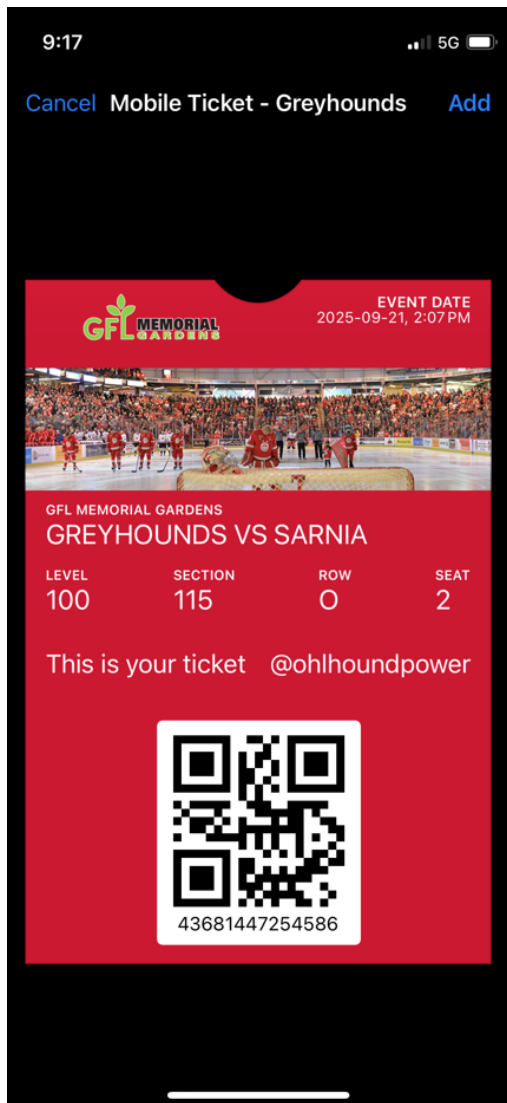
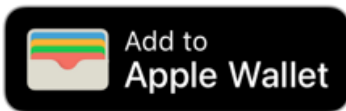
GFL MEMORIAL GARDENS

Mobile Ticket Transfer Guide

3

Add to your Apple Wallet or Google Wallet

Your ticket will show one of these buttons (from previous) Click to go to Wallet. *(Ensure Wallet is downloaded from App Store)*



PAC Live: You accepted the ticket transfer from
Name of Transferor
Reply STOP to unsubscribe.
Msg&Data Rates May Apply.

Need more information on Adding Tickets to your Apple Wallet or Google Wallet? Click: [Mobile Ticket Guide.](#)



Important Notes:

- **Ensure your ticket is downloaded prior to arriving at the GFL**
- You can cancel your ticket transfer at any time before it is accepted.
- Note that ticket ownership moves from your account to the transferee's account; you will no longer have access to the ticket.
- This is available for Soo Greyhound tickets and Special event tickets.
- For easy access to your account, the Mobile Ticket Guide and this Ticket Transfer Guide, please visit <https://gflgardens.venue.net/>